






Liquid Tail Alert

Liquid Tail Alert paint for detecting heat in cows; a practical solution for managing herd mating.



					
PINK	BLUE	RED	GREEN	YELLOW	ORANGE
SIZE	1 LITRE	6 PER CARTON	10 LITRE PAIL		

LIQUID TAIL PAINT

- Clear visual guide to maximise calving ratio.
- Six vibrant, highly visible non-fading fluorescent colours.
- Weather resistant, non-irritating to cows.
- Demonstrates when cows are on heat/ ready for insemination.
- Multiple colours allow you to differentiate failed inseminations and different groups of cows.
- Fluorescent oil based formula lasts up to 30 days in suitable conditions.
- Easy to apply with a built-in applicator brush cap on each bottle.
- Developed from Donaghys extensive research and development programme.
- Available in 1L bottles with applicator brush cap and in 10L bulk pails.

Liquid Tail Alert

HOW TO USE LIQUID TAIL PAINT:

- Shake well before use
- For best results ensure animals are clean and dry (remove any loose hair or dirt).

PRE-MATING

- For heat detection apply tail paint to the herd 5 weeks before the planned start of mating.
- Apply a strip 20cm long and 5cm wide along the backbone forward from the top of the cows tail.
- Check tail painted cows for rubbed tail paint at least twice weekly pre-mating. Record cows with rubbed or broken paint and repaint with a second colour as they have cycled.
- After 24 days, have the vet check all cows who have not cycled.

DURING MATING

- Apply or refresh existing tail paint to the herd at the planned start of mating.
- Check tail paint on all cows every 24 hours during mating.
- Cows with rubbed or broken paint have been on heat within the past 24 hours and are ready for insemination.
- Re-apply the tail paint 12 hours post insemination with a third colour.
- If the third application of tail paint is rubbed or broken, the cow may have returned to heat and failed to conceive.
- Replace the cap on the 1L bottles after each use to prevent the paint drying and clogging the brush.

DONAGHYS LIQUID TAIL PAINT 1L APPLICATOR

Code	Description	Qty per Carton	Cartons per Pallet	Barcode
ASTV6006	LIQUID TAIL ALERT 1L APPLICATOR BLUE 6/CTN	6X1L	96	9400579557072
ASTV6007	LIQUID TAIL ALERT 1L APPLICATOR RED 6/CTN	6X1L	96	9400579557119
ASTV6008	LIQUID TAIL ALERT 1L APPLICATOR GREEN 6/CTN	6X1L	96	9400579557089
ASTV6009	LIQUID TAIL ALERT 1L APPLICATOR ORANGE 6/CTN	6X1L	96	9400579557096
ASTV6010	LIQUID TAIL ALERT 1L APPLICATOR YELLOW 6/CTN	6X1L	96	9400579557126
ASTV6011	LIQUID TAIL ALERT 1L APPLICATOR PINK 6/CTN	6X1L	96	9400579557102

DONAGHYS LIQUID TAIL PAINT 10L PAIL

Code	Description	Qty per Carton	Cartons per Pallet	Barcode
ASTV6300	LIQUID TAIL ALERT 10L PAIL BLUE	1	48	9400579554859
ASTV6301	LIQUID TAIL ALERT 10L PAIL RED	1	48	9400579554897
ASTV6302	LIQUID TAIL ALERT 10L PAIL GREEN	1	48	9400579554866
ASTV6304	LIQUID TAIL ALERT 10L PAIL YELLOW	1	48	9400579554903
ASTV6305	LIQUID TAIL ALERT 10L PAIL PINK	1	48	9400579554880
ASTV6303	LIQUID TAIL ALERT 10L PAIL ORANGE	1	48	9400579554873

HEALTH AND SAFETY INFORMATION

Material safety data sheets are available on request.
Refer to product label for complete usage, safety and product information before use.

Contact your rural supplier or visit:
www.donaghys.com

FREEPHONE
0800 942 006

DONAGHYS
PERFORMANCE FIRST