



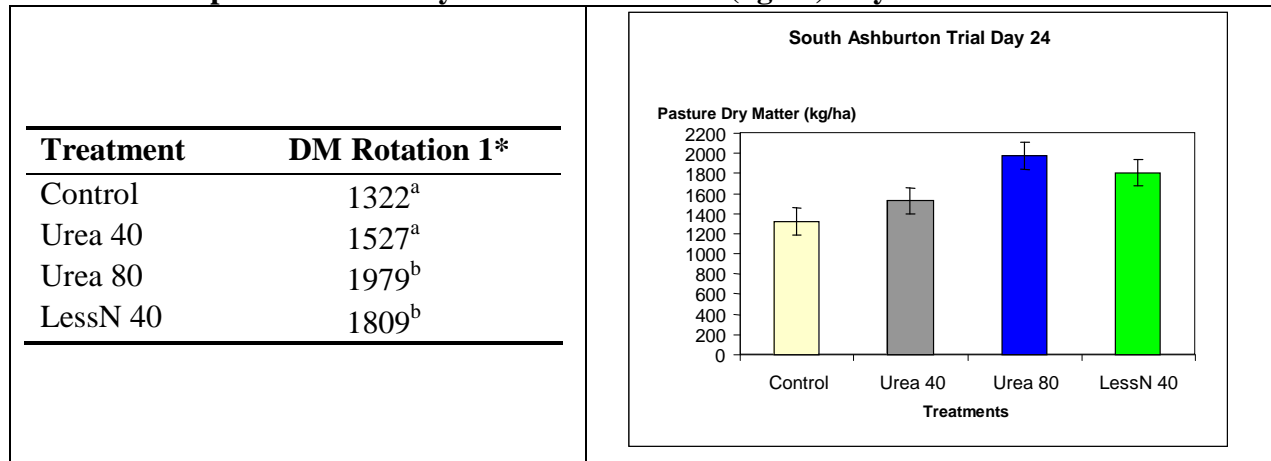
## Ashburton

The trial was on a south Ashburton sheep and dairy runoff farm. It was started on 11 December 2007 and is ongoing. This report includes pasture dry matter readings recorded up to 8 July 2008. The trial area was border dyke irrigated ryegrass-white clover based pasture. The plots were measured at Day 24 and then grazed (Rotation1). After grazing, a baseline was taken and then pasture growth assessed after a further 21 days without reapplication of treatments (Rotation 2). Before rotation 3, a baseline was taken and treatments were reapplied to respective plots and pasture growth was assessed after 22 days. During winter the growth was assessed after 8 weeks of getting a base line and no significant pasture dry matter readings were recorded in all the treatments.

LessN 40 performed similarly to Urea 80 in all rotations and both these treatments caused statistically significantly greater pasture growth than Urea 40 (which was not statistically significantly better than Control). In Rotation 2 after grazing (without further treatment application), it was seen that there was still residual activity in the LessN and Urea 80 treatments which was again statistically significantly greater than the Urea 40 treatment.

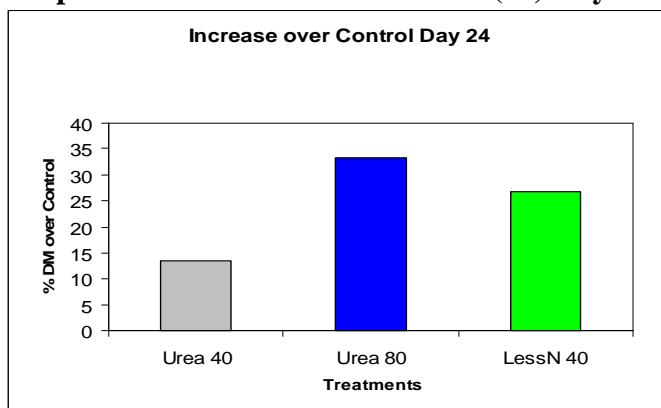
### Rotation 1

**Table and Graph of Pasture Dry Matter Production (kg/ha) Day 24**



\* Treatments that share the same letter are not statistically significantly different from each other (95% confidence level).

**Graph of the Increase over Control (%) Day 24**

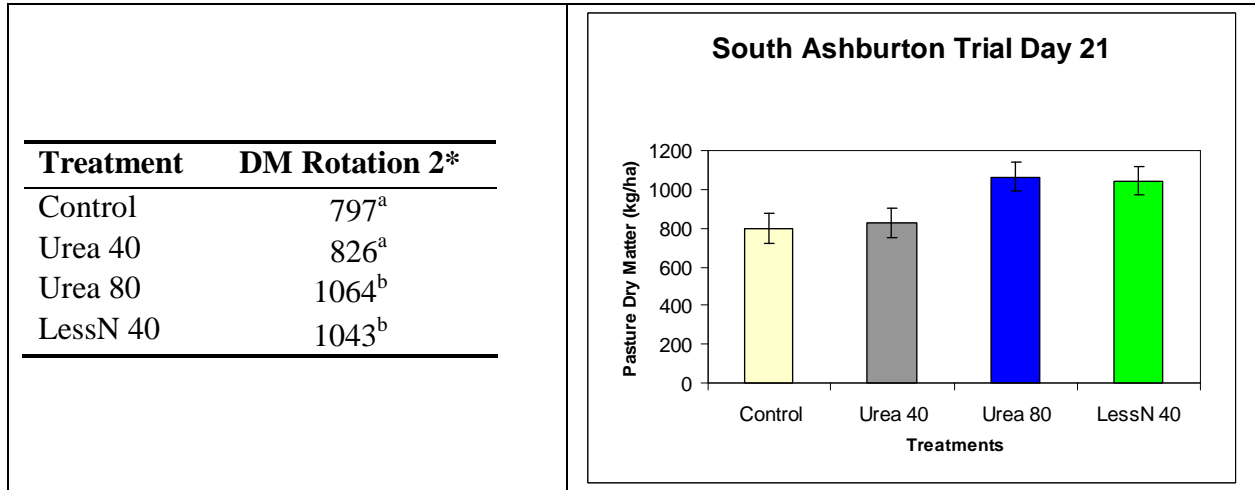




## Rotation 2

### Table and Graph of Pasture Dry Matter Production (kg/ha) Day 21

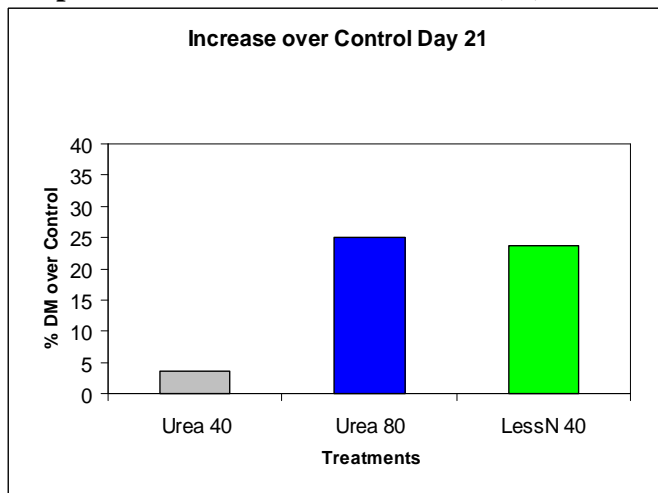
This was without reapplication of treatments.



\* Treatments that share the same letter are not statistically significantly different from each other (95% confidence level).

## Rotation 2

### Graph of the Increase over Control (%) Rotation 2 Day 21

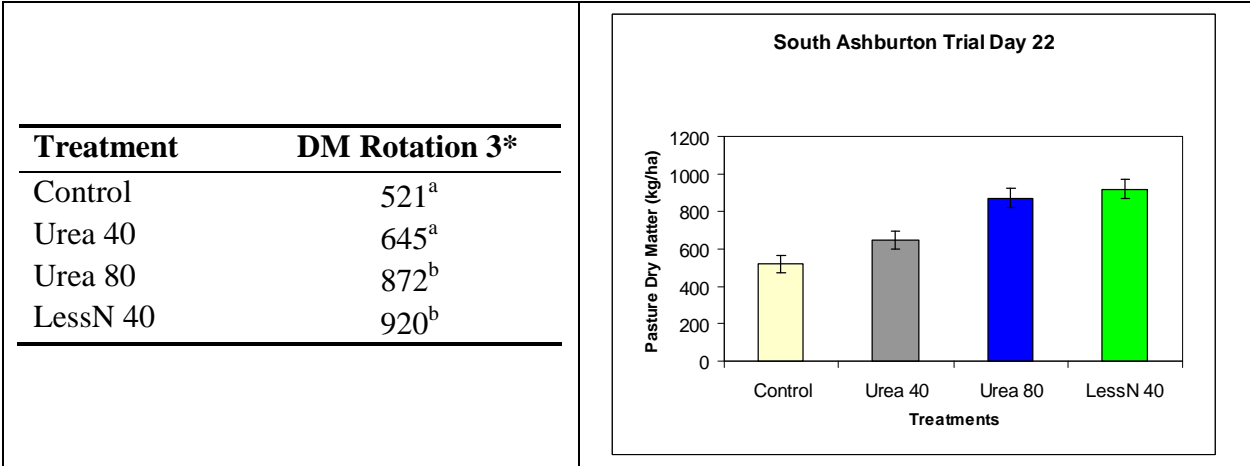




**Rotation 3**

**Table and Graph of Pasture Dry Matter Production (kg/ha) Day 22**

Treatments were reapplied for this rotation period.



\* Treatments that share the same letter are not statistically significantly different from each other (95% confidence level).

**Rotation 3**

**Graph of the Increase over Control (%) Rotation 3 Day 22**

